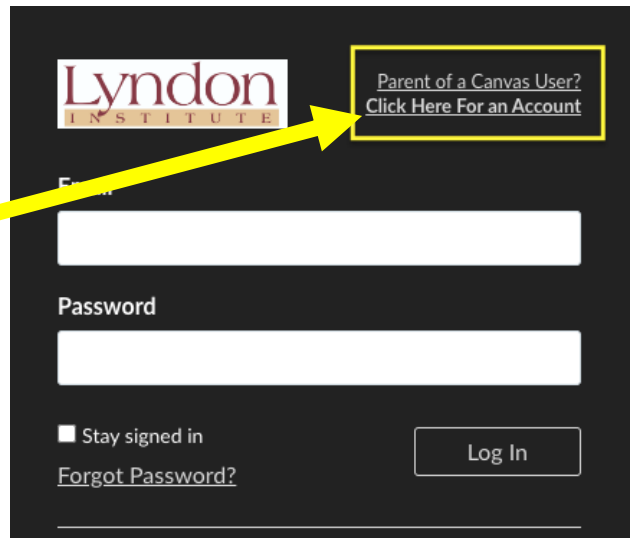


Part 1 - Access Canvas as a Parent/Guardian.

There are 2 ways to access Canvas:

- 1) <https://lyndoninstitute.instructure.com/login/canvas>


As a first time user, you will need to create an account. Select the Parent of a Canvas User? Click Here For an Account. This is found by selecting the website and clicking on the area shown in the box to your right.



OR

- 2) Download the FREE Canvas Parent APP

This is found in the Apple App Store and the Google Play Store.

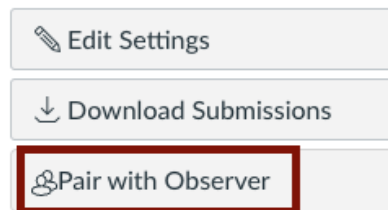
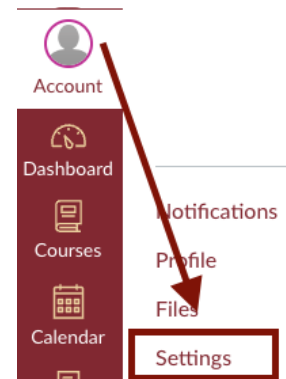


To search for Lyndon Institute - type in **LyndonInstitute** (this must be one word)

Part 2 - Pairing Code

Your student will need to log into their Canvas account to access their specific pairing code.

- 1) While on the Student Dashboard page, select the Account button and then select Settings.
- 2) On the right side of the screen, your student will find the **Pair with Observer** button. After selecting this, a box will appear with a code. The code is only available for 7 days or one use. If a second code is needed, please repeat the steps for a new code.



- If you have more than one Student, you will need to Repeat this process for each student.

- 3) Add this code to the Parent Log In request. You are now paired to your Students Canvas account as an Observer. To add additional students:








- On the Web, select the Account option, then Observing, and add the additional Pairing codes here.
- On the App, you can add an additional student by clicking the “√” next to your students name, and select add a student. Use the 2nd pairing code here.

Parent Canvas Tips

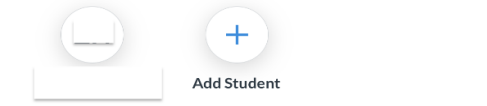
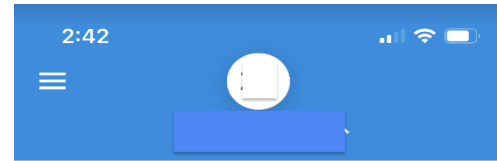
When you open Canvas you will see the following:

Menu Options using the Web Version



-  Dashboard
-  Account >
-  Courses >
-  Calendar
-  Inbox
-  History >
-  Help >

Menu Options using the Parent App



Semester 1 Course
Section Number
Current Grade

Semester 1 Course
Section Number
Current Grade

Semester 1 Course
Section Number
Current Grade

Semester 1 Course
Section Number
Current Grade



Both the website and the App version will provide you with courses, assignments, announcements, and grades.

There are additional viewing options through the website.

- Card View - shows you the classes followed by assignment To Do list
- List View - shows you assignments, quizzes, and tests by calendar date
- Recent activity - shows you a summary of all announcements from teachers and assignment notifications, discussions, and To Do's

If you have any **questions, please reach out to your student's Advisor.**

Thank you,
The Canvas Team